

# SONGBOOK 1

Ages 9-12+ Strings 1-2

Gentle  
GUITAR™

## Little Bird

The musical score is written in 4/4 time on a treble clef staff. The lyrics are: "Lit - tle bird high up in the tree top". The melody consists of quarter notes: C4, D4, E4, F4, G4, A4, B4, C5. There are three guitar chord diagrams: a C major chord (x00003) above the first measure, a C major chord (x00003) above the second measure, and a G7 chord (xx0003) above the fifth measure.

By Inga Hope

STANDARD NOTATION

# Gentle GUITAR™

EXPERTS IN KIDS GUITAR TUITION

Gentle Guitar™ is a digital publisher of guitar tuition method books and teaching resources. For more information visit us at [gentleguitar.com](http://gentleguitar.com)

©2018 Gentle Guitar™ & Inga Hope. All Rights Reserved.

No part of this publication may be reproduced in whole or in part, or transmitted in any form or by any means, electronic, mechanical, photocopy, recording or otherwise, without written permission of the publisher.

# Contents

<i>Fluffy Puppy (Original)</i>	4
<i>Butterfly (Original)</i>	5
<i>Summer (Original)</i>	6
<i>Jumping Jacks (Original)</i>	7
<i>Little Bird (Original)</i>	8
<i>Skip to my Lou (Traditional)</i>	9
<i>Afternoon Sunshine (Original)</i>	10
<i>Mary Had a Little Lamb (Traditional)</i>	11
<i>Tim the Train (Original)</i>	12
<i>Up the Hill (Original)</i>	13
<i>Purple Dragon (Original)</i>	14
<i>Go Tell Aunt Nancy (Traditional)</i>	15
<i>Simple Melody (Original)</i>	16
<i>Oscar the Oystercatcher (Original)</i>	17
<i>Shoo Fly (Traditional)</i>	18
<i>Purple Scooter (Original)</i>	19
<i>Icecream at the Fair (Original)</i>	20
<i>Ode to Joy (Classical)</i>	21
<i>Ocean Waves (Original)</i>	22

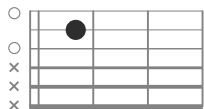




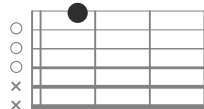
# FLUFFY PUPPY

Original

C




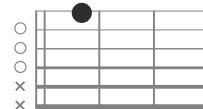
G<sup>7</sup>



G<sup>7</sup>



G<sup>7</sup>



Snow

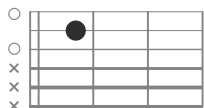
white

fluf - fy

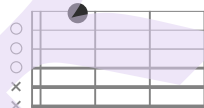
pup - py

dog

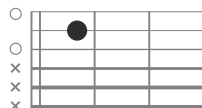
C




G<sup>7</sup>



C



C



Found

his

way

home

in

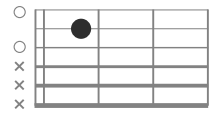
the

fog.

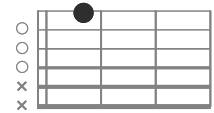


Original

**C**




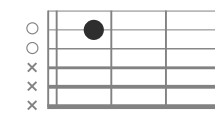
**G<sup>7</sup>**



**G<sup>7</sup>**



**C**



But - ter

fly

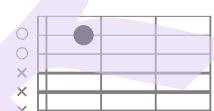
But - ter

fly

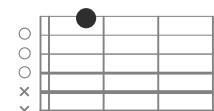
**C**



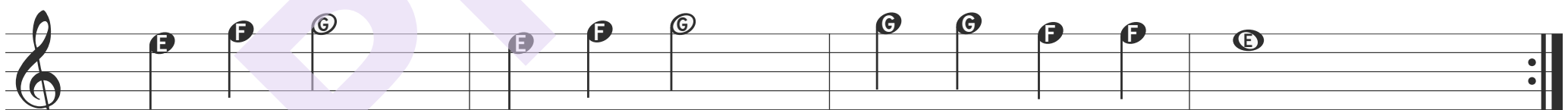
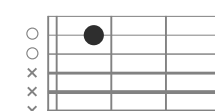
**C**



**G<sup>7</sup>**



**C**



Fly a - way

in the sky

love - ly but - ter

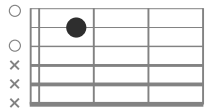
fly.



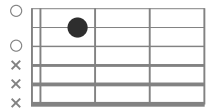
Original

# Little Bird

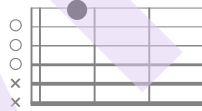
C



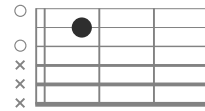
C



G7



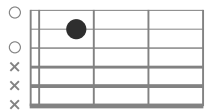
C



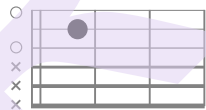
Musical notation for the first line of the song. The staff is in 4/4 time and treble clef. The notes are: G4 (quarter), E4 (quarter), D4 (quarter), G4 (quarter), E4 (quarter), D4 (quarter), D4 (quarter), C4 (quarter), D4 (quarter), E4 (quarter), D4 (quarter), C4 (quarter).

Lit - tle bird      Lit - tle bird      high up in the tree top

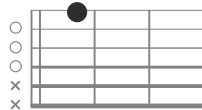
C



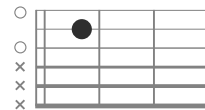
C



G7



C




Musical notation for the second line of the song. The staff is in 4/4 time and treble clef. The notes are: G4 (quarter), E4 (quarter), D4 (quarter), G4 (quarter), E4 (quarter), D4 (quarter), D4 (quarter), C4 (quarter), D4 (quarter), E4 (quarter), C4 (half).

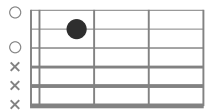
Lit - tle bird      Lit - tle bird      tell me what you see.

Traditional

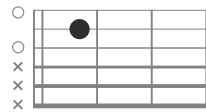
# Mary Had a Little Lamb



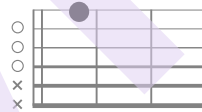
C



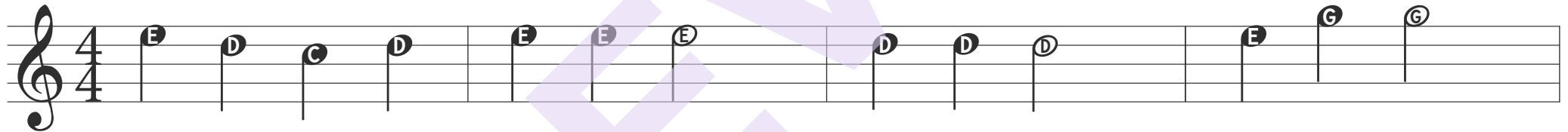
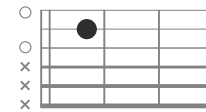
C



G7



C



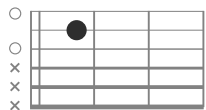
Ma - ry had a

lit - tle lamb

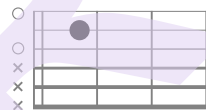
lit - tle lamb

lit - tle lamb

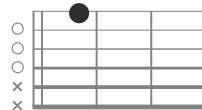
C



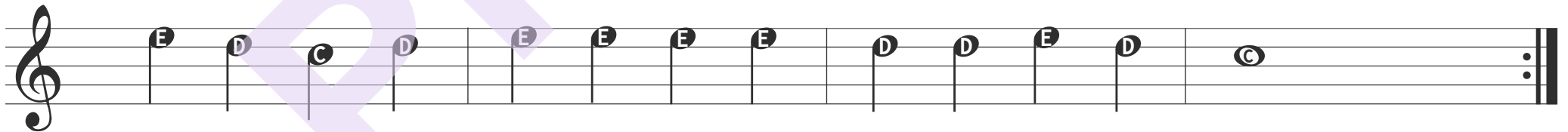
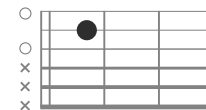
C



G7



C




Ma - ry had a

lit - tle lamb it's

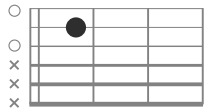
fleece was white as

snow.

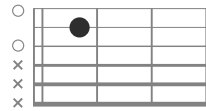


# Oscar the Oystercatcher

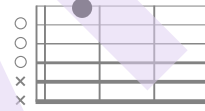
C



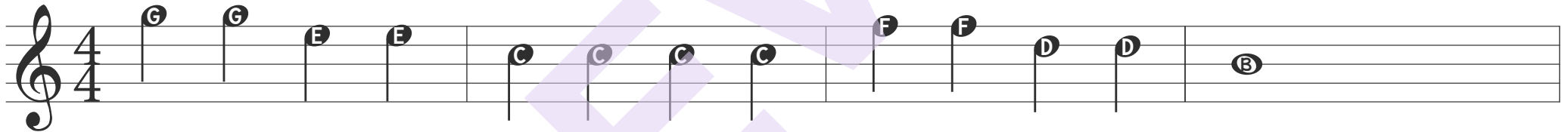
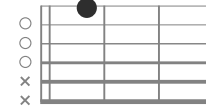
C



G7

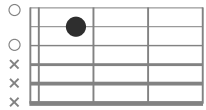


G7

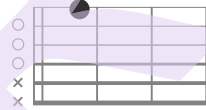


There goes Os - car Oy - ster - cat - cher on a bus - siness trip

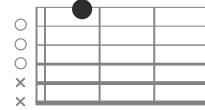
C



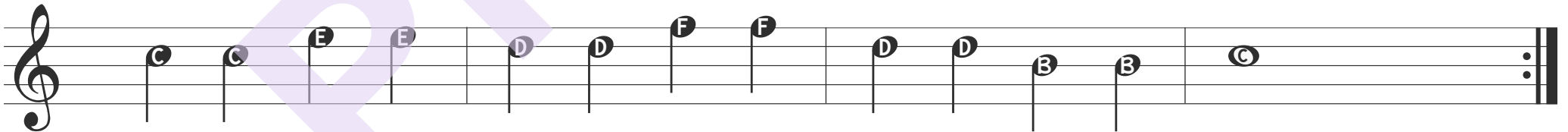
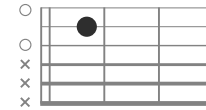
G7



G7



C



With a brief - case and a straw hat in the sum - mer heat.

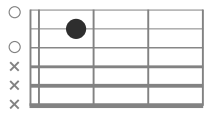




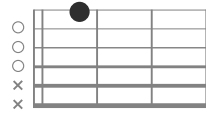
# PURPLE SCOOTER



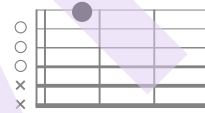
C



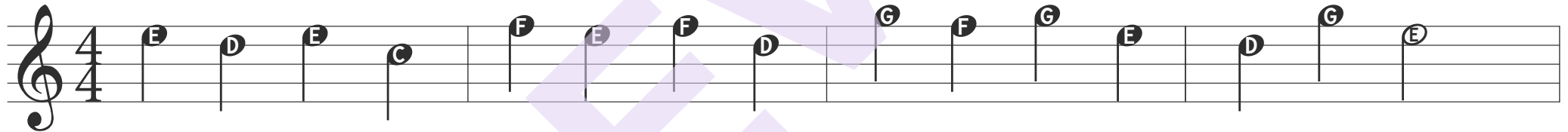
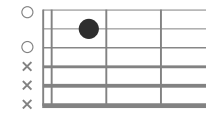
G7



G7

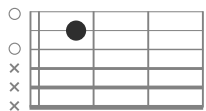


C

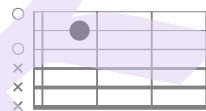


I love ri - ding my new scoo - ter with a pur - ple stee - ring wheel

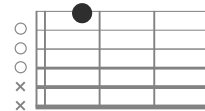
C



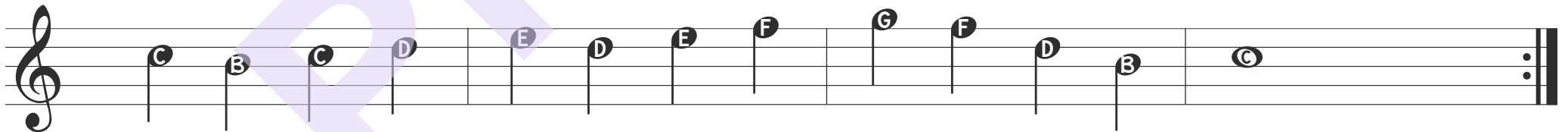
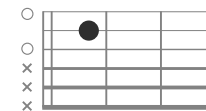
C



G7



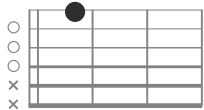
C



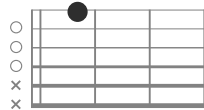
I love ri - ding my new scoo - ter up and down the hill.



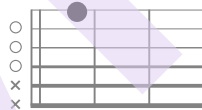
G<sup>7</sup>




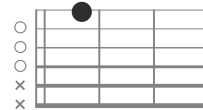
G<sup>7</sup>



G<sup>7</sup>



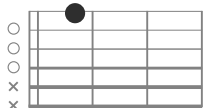
G<sup>7</sup>



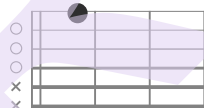
Who eats ice - cream at the fair?

Choco - late and va - nil - la.

G<sup>7</sup>



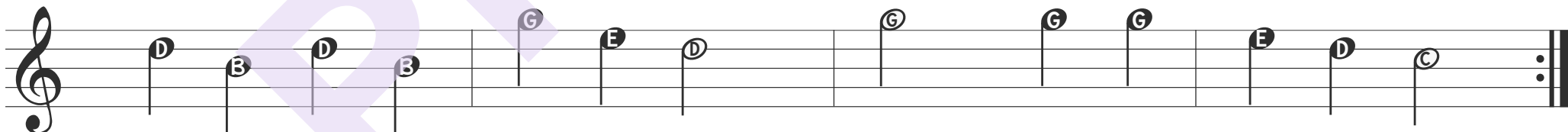
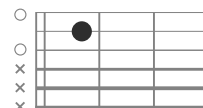
G<sup>7</sup>



G<sup>7</sup>



C



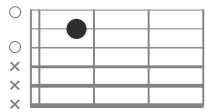
Ever - ry mon - key eve - ry where

Loves ice - cream at the fair.

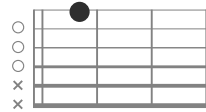


# Ode to Joy

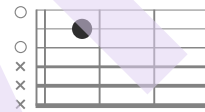
C



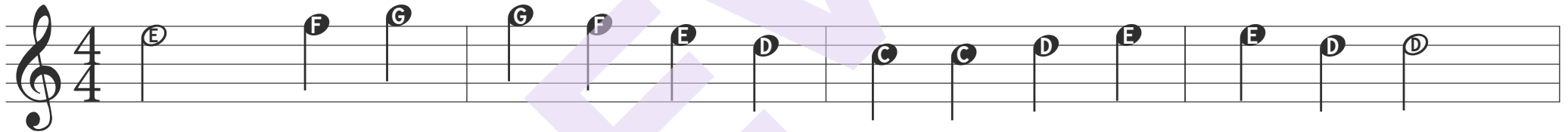
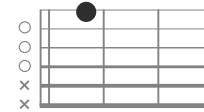
G<sup>7</sup>



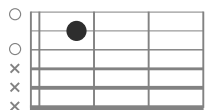
C



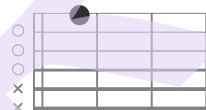
G<sup>7</sup>



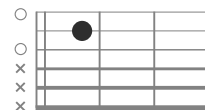
C



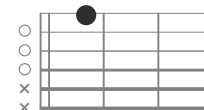
G<sup>7</sup>



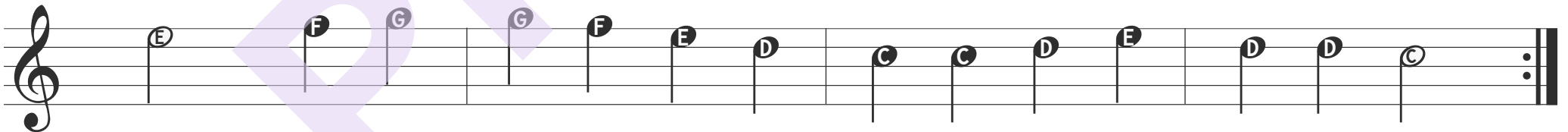
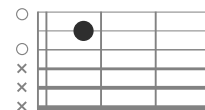
C



G<sup>7</sup>



C



This songbook is a part of the Gentle Guitar™ original songbook series.

Songbooks 1 and 2 are available for two age groups: (ages 5-8) and (ages 9-12+).


Each book, for each age-group, comes in Learner Notation, Standard Notation and Tab Notation.

The songs are arranged with easy chords and can be played as duets.


The illustrations are designed for the child to colour-in!

Visit [gentleguitar.com](http://gentleguitar.com) for inspiration and handcrafted teaching materials!


### Songbook 1 (Ages 5-8)



LEARNER NOTATION




STANDARD NOTATION




TAB NOTATION


### Songbook 2 (Ages 5-8)



LEARNER NOTATION




STANDARD NOTATION




TAB NOTATION


### Songbook 1 (Ages 9-12+)



LEARNER NOTATION




STANDARD NOTATION




TAB NOTATION


### Songbook 2 (Ages 9-12+)



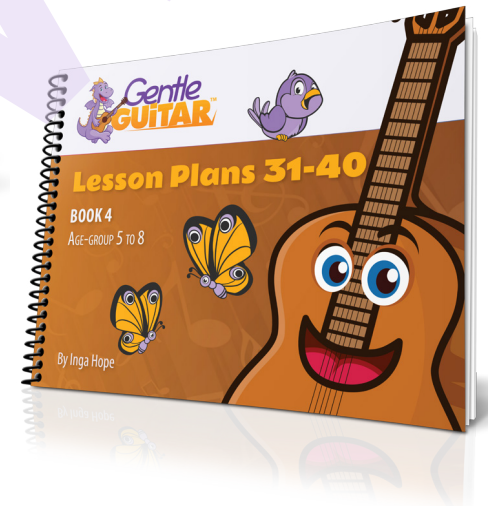
LEARNER NOTATION



STANDARD NOTATION



TAB NOTATION



## Gentle Guitar Method™ (For Ages 5 - 8)

Teacher-Training Video Course (How to teach kids: 10 step-by-step lesson plans)

Method books 1, 2, 3, 4. (Lesson plans 1 - 40)

[gentleguitar.com](http://gentleguitar.com)